



LM Series LED Flood Light

Next-generation lighting for outdoor spaces.

Project:

QTY:

Email:

Phone:

Overview:

With an IP rating of 66 and a full aluminum body housing, this durable and waterproof design makes the LM series an incredible flood light specialized for outdoor lighting.

Highlights:

- Easy Mounting/Installation: knuckle mounting bracket allows for beam angle adjustment up to 360 degrees and illumination of the intended area.
- Color Temperature: glare-free light beam.
- Lumen Output: This fixture can provide a lumen up to 6000lm and cover huge areas.
- An Energy-saving lighting fixture: A 30W of LED flood light can replace a 150W of metal-halide.
- Weatherproof: With an IP rating of 66, this LED flood light fixture can withstand harsh weather condition to protect against any ingress of dust or moisture.
- 10 Years of Manufacturer's Warranty
- Beam Angle: 110/150 degrees or more.
- Longer lasting: lifetime of 50,000 hours or more.
- Voltage Input: This fixture is applicable to a low voltage input of 120-277V.



LED Chip Info		Characteristics		
Watt Usage:	10-50W	Certifications:	ETL, DLC premium and ROHS	
Color Temp:	3000K-5700K		Warranty:	10 year limited warranty. For terms visit www.poli-led.com/warranty
CRI:	>70Ra			
Efficacy:	130Lm/w	Construction		
Chip:	SMD2835	Operating Temp. Range:	-20°C~+40°C	
Beam Angle:	120°	Housing:	Die-cast aluminum	
Lifetime:	>50,000 hours	Lens:	Polycarbonate optical lens	
Driver Info		IP rating:	IP66	
Input Voltage:	100-277V			
Power Factor:	>90%			
Dimming Functions:	Triac-Dimmable 10%~100%			

Model Number	Wattage	Total Lumen Output	Replace HID	Dimensions (Knuckle mount)
F-LM10-50K	10W	1000lm	25-35W	5.82"x4.33"x1.46"
F-LM20-50K	20W	2200lm	55-65W	7.32"x6.69"x2.01"
F-LM30-50K	30W	3300lm	80-100W	7.32"x6.69"x2.01"
F-LM50-50K	50W	6000lm	140-160W	8.07"x7.87"x2.28"



ORDERING

Example Model Number: F-LM10-50K-A-BR

After selecting model number and filling out top right information, send completed PDF to sales@poliledsigns.com or your dedicated sales representative

F-LM

Series	Watt	Color Temp.	Sensor	Mounting	Finish
F-LM	10	30K	S Photocell Sensor (Dusk-To-Dawn)	A Knuckle mount B U bracket mount	BR Bronze BK Black CU Custom
	10 watt	3000K			
	20	40K	NS No Sensor		
	20 watt	4000K			
	30	50K			
	30 watt	5000K			
50	57K				
50 watt	5700K				



ETL Listed Product is certified by one the world's most difficult quality control laboratory indicating superior performance and longevity.



10 Year Warranty We believe in our product quality and offer the warranty to prove it. Unlimited lifetime support is also included, call us anytime.



IP66 Rated Maximum protection against dust and water. Withstands all weather types with silicone sealed gaskets and tight manufacturing tolerances.

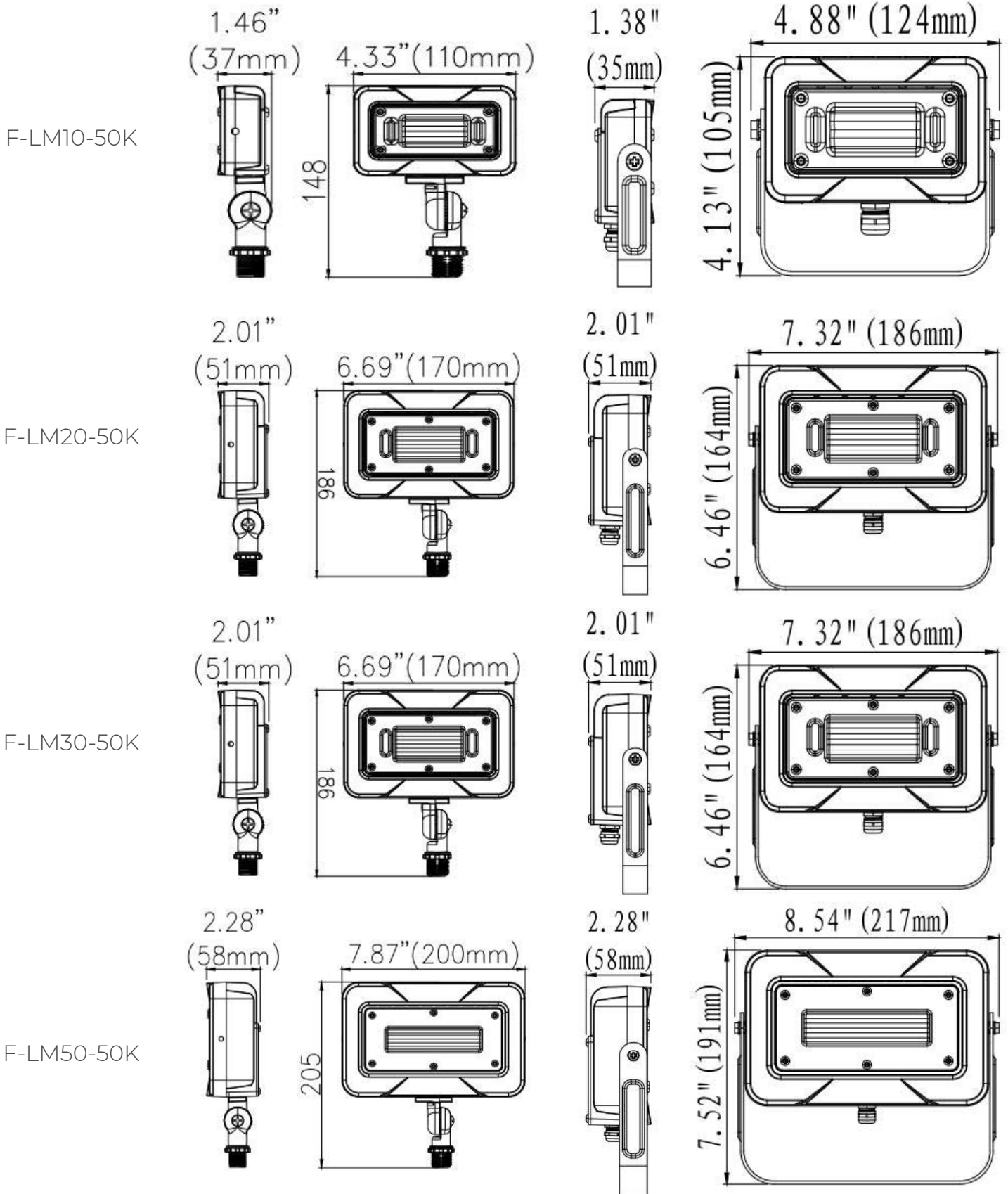


DLC Certified Product has been approved by a DLC laboratory conforming to their strict performance and energy efficiency standards.

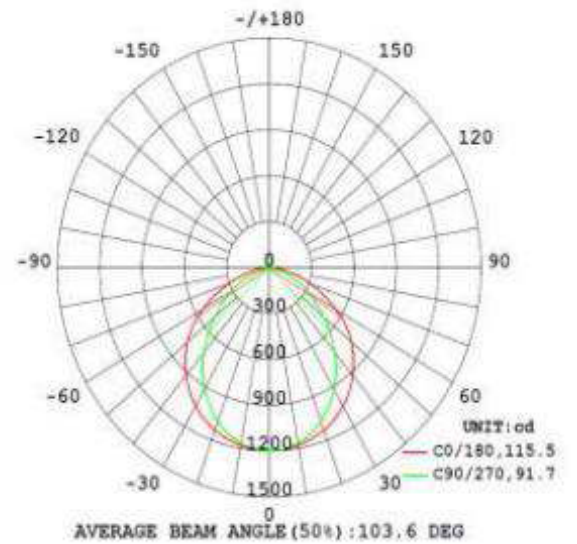
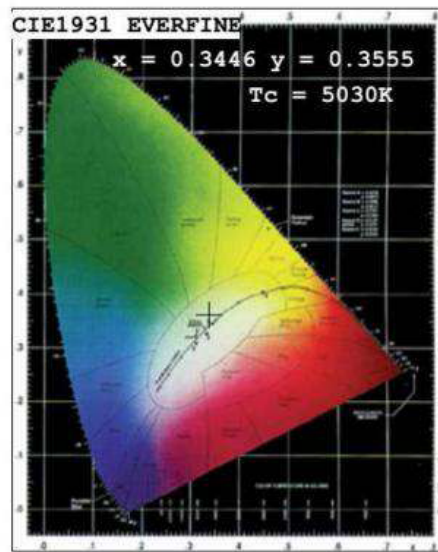
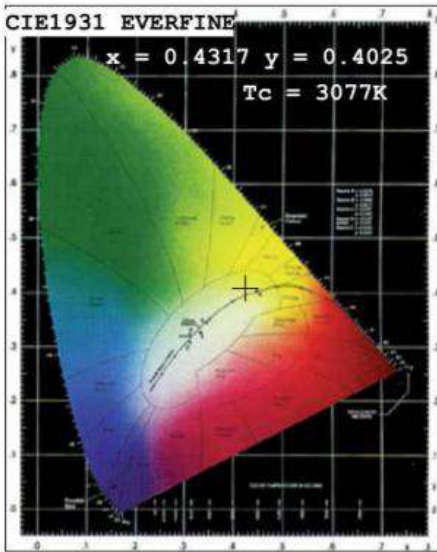
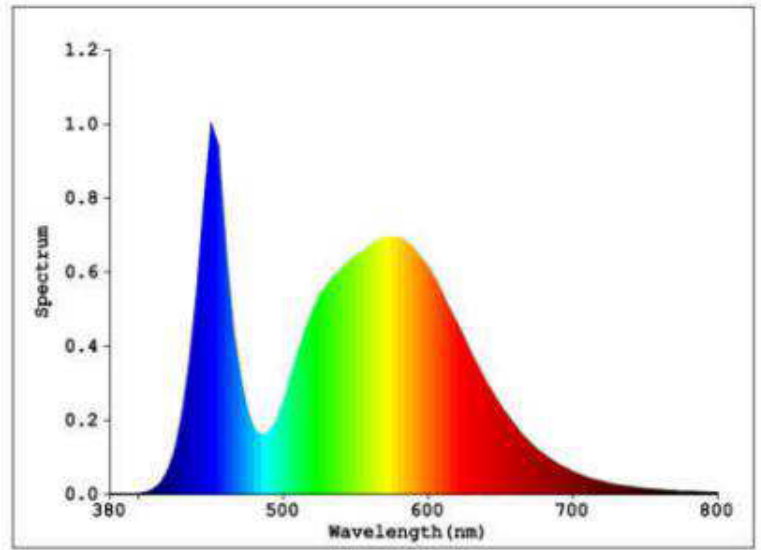
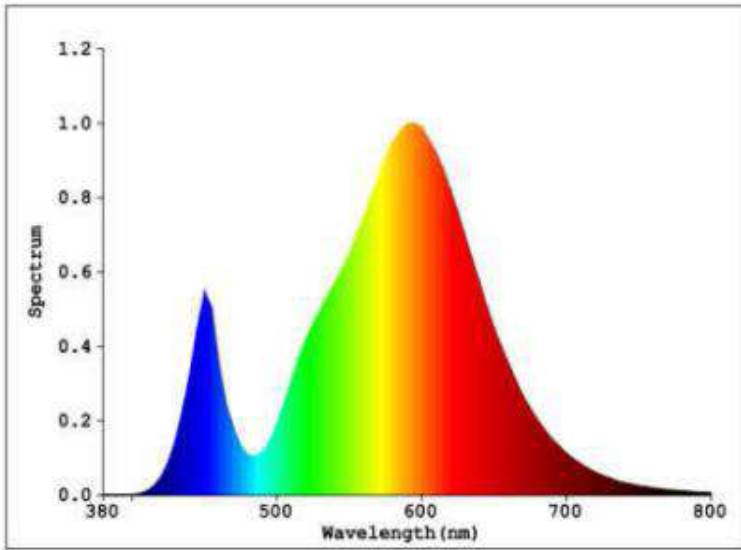


RoHS Compliant RoHS certifies a product to be free from hazardous materials such as lead, mercury, and others to ensure a safer environment.

Dimensions



Photometric Data



Mount Options



1/2" Knuckle Mount



U Bracket Mount